



June 29, 2010

CIRCULAR LETTER TO ALL MEMBER COMPANIES

Re: Introduction of Hurricane Mitigation Credits
Homeowners and Dwelling Policy Programs
Policy Rules and Credits

The Commissioner of Insurance has recently approved manual rules introducing credits for the presence of specified hurricane mitigation features on residential dwellings insured under the Homeowners and Dwelling Policy Programs in North Carolina. These rules and credits were introduced to comply with the provisions of recent legislation.

Please find attached as Exhibits A and B copies of the new rules that contain the credits. They are: (1) Homeowners Rule A12 and (2) Dwelling Rule A9.

These changes become effective in accordance with the following Rule of Application:

These changes become effective for all policies written to become effective on or after May 1, 2011.

Please note that certain mitigation credits will depend upon certification by the Institute of Business and Home Safety (IBHS). IBHS is an independent organization that is separate from the North Carolina Rate Bureau. IBHS will be responsible for implementation of its certification program. Companies will be responsible for making their own arrangements, if needed, with IBHS as to the results of inspections. Attached as Exhibit C is a copy of information relating to the IBHS program that was part of the Bureau's filing.

As to the remaining credits (for hip roofs and opening protection), please note that companies will be responsible for their own determination as to whether credits are available under the new manual rules.

Please note that these rules and credits are applicable only in the beach and coastal territories. For Homeowners policies, those territories are: 07, 08, 48, 49 and 52. For Dwelling policies, those territories are 05, 06, 42 and 43.

It will be necessary for companies to collect data with respect to these new credits so that the Rate Bureau can meet its statutory obligation to report annually to the Commissioner as to

the results of its mitigation program. Statistical agents will be amending their plans in the near future in order to do so, and those statistical agents should be notifying companies directly in this regard.

The Bureau urges companies to study these materials so that implementation occurs in accordance with the above Rule of Application. Please see to it that this circular is brought to the attention of all interested personnel in your company.

Sincerely,

F. Timothy Lucas

Personal Lines Manager

FTL:dms

Attachments

P-10-10

RULE A12.**WINDSTORM MITIGATION PROGRAM – ALL FORMS EXCEPT HO 00 04 AND HO 00 06****A. Introduction**

With respect to risks located in Territories 7, 8, 48, 49 and 52, premium credits shall be made available for insureds who build, rebuild or retrofit certain residential dwellings, in accordance with specified standards, to better resist hurricanes and other catastrophic windstorm events.

B. Eligibility

1. A dwelling may be eligible for a premium credit if:
 - a. The dwelling has been designed and constructed in conformity with, and has been certified as meeting, the Hurricane, Tornado and Hail and High Wind requirements of the Hurricane Fortified for Safer Living® (Fortified) program promulgated by the Institute for Business and Home Safety® (IBHS);
 - b. The dwelling has been certified as meeting, either the Bronze, Silver or Gold hurricane mitigation measures in the Hurricane Fortified for Existing Homes® program promulgated by the IBHS;
 - c. The dwelling contains Opening Protection in accordance with the qualification requirements set forth in paragraph **D.1.b.**; or
 - d. The dwelling contains a Total Hip Roof.
2. The provisions of this rule do not apply:
 - a. To condominiums or tenant policies.
 - b. If the policy excludes the peril of Windstorm or Hail.
 - c. To dwellings under construction.
 - d. To mobile homes.
3. To be eligible for a premium credit, mitigation features are not required for adjacent structures including, but not limited to, detached garages, storage sheds, barns, apartments, etc. located on the insured premises.

C. Proof of Compliance

The named insured must submit proof that the windstorm loss mitigation features and/or construction techniques have been implemented for each of the following:

1. IBHS Hurricane Fortified for Safer Living®
The named insured shall provide a copy of the proper designation certificate from the IBHS issued for the dwelling.
2. IBHS Hurricane Fortified for Existing Homes®
The named insured shall provide a copy of the proper designation certificate from the IBHS issued for the dwelling. The credit will apply for five years from the date of designation. In order to continue receiving the mitigation credit after five years, the dwelling must be re-inspected and re-designated by the IBHS. If the IBHS designation expires, the applicable mitigation credit will expire upon renewal.
3. Opening Protection
The existence of Opening Protection may be verified by proof of installation.
4. Total Hip Roof
The existence of a hip roof may be verified through photographs of the roof.

D. Description of Mitigation Credit Tables

With respect to dwellings to which this rule applies and subject to all other provisions of this Windstorm Mitigation Program, the following approved and properly maintained windstorm mitigation features shall be recognized for a premium credit.

1. Mitigation Features

a. IBHS Hurricane Fortified Homes

- (1)** A home designated by the IBHS as Hurricane Fortified for Safer Living®.
- (2)** A home designated by the IBHS as Hurricane Fortified for Existing Homes®, including:
 - (i)** Hurricane Fortified for Existing Homes Bronze, Option 1
 - (ii)** Hurricane Fortified for Existing Homes Bronze, Option 2
 - (iii)** Hurricane Fortified for Existing Homes Silver, Option 1
 - (iv)** Hurricane Fortified for Existing Homes Silver, Option 2
 - (v)** Hurricane Fortified for Existing Homes Gold, Option 1
 - (vi)** Hurricane Fortified for Existing Homes Gold, Option 2

b. Opening Protection

- (1)** Building opening protective features must have been tested and/or certified as having met standards of the American Society for Testing and Materials ASTM E 1886 (standard test method) and ASTM E 1996 (standard specification). Such opening protective features shall be considered qualified.
- (2)** Qualifying opening protection must be present at all exterior envelope openings (such as windows, garage doors, sliding doors, swinging doors, glass block, door sidelights, and skylights) on the dwelling structure. For the credit to apply, the following conditions must be met:
 - (i)** In accordance with the qualification requirements set forth in paragraph **D.1.b.(1)**:
 - (a)** All exterior building envelope openings with glazing (e.g. glass) shall have qualified impact-resistant and wind pressure-resistant opening protection;
 - (b)** All exterior building envelope openings without glazing shall have qualified wind pressure-resistant opening protection; and
 - (c)** All garage doors (with and without glazing) shall meet or exceed a qualified minimum pressure resistance.
 - (ii)** Opening protection must be installed by a qualified contractor, according to the manufacturer's specifications.
 - (iii)** Impact-resistant protective devices must not be made of wood structural panels, such as OSB or plywood, or be homemade.

c. Total Hip Roof

A Total Hip Roof is a roof that slopes in four directions such that the end formed by the intersection of slopes is a triangle.

E. Premium Determination

1. To compute the Base Premium:

- a.** Determine the appropriate Key Premium as described in Rule **301**.
- b.** Subtract the Windstorm Loss Mitigation credit shown on the state rate pages from the Key Premium.
- c.** Multiply the Key Premium excluding the Windstorm Loss Mitigation credit developed in paragraph **1.b.** by the Key Factor for the desired limit of liability.

-
- d. For Example:
- Form **HO 00 03** Key Premium = \$1379
Windstorm Loss Mitigation Credit = \$78
Key Factor for \$100,000 = 1.109
- Step 1. Determine the Key Premium
Key Premium = \$1379
- Step 2. Subtract Windstorm Loss Mitigation Credit from Key Premium
 $\$1379 - \$78 = \$1301$
- Step 3. Multiply Key Factor for desired limit by amount in Step 2.
 $\$1301 \times 1.109 = \1442.81 , round to \$1443 = Base Premium
2. Mitigation Feature credits cannot be combined, except for Total Hip Roof and Opening Protection.
3. If mitigation measures are installed midterm, premium adjustment is required on a pro rata basis.

RULE A12.
WINDSTORM MITIGATION PROGRAM – ALL FORMS EXCEPT HO 00 04 AND HO 00 06

Mitigation Feature	Territory 7	Territory 8	Territory 48	Territory 49	Territory 52
Total Hip Roof	\$78	\$86	\$52	\$43	\$55
Opening Protection	80	89	52	41	56
Total Hip Roof and Opening Protection	158	175	104	84	111
IBHS Designation:					
<i>Hurricane Fortified for Safer Living®</i>	257	305	149	91	185
<i>Hurricane Fortified for Existing Homes®</i> Bronze Option 1	62	69	41	33	44
<i>Hurricane Fortified for Existing Homes®</i> Bronze Option 2	96	109	59	41	69
<i>Hurricane Fortified for Existing Homes®</i> Silver Option 1	154	184	84	44	113
<i>Hurricane Fortified for Existing Homes®</i> Silver Option 2	185	222	100	50	138
<i>Hurricane Fortified for Existing Homes®</i> Gold Option 1	197	234	112	64	141
<i>Hurricane Fortified for Existing Homes®</i> Gold Option 2	228	273	128	71	166

Table A12. Windstorm Loss Mitigation Credit

**RULE A9.
WINDSTORM MITIGATION PROGRAM**

A. Introduction

With respect to risks located in Territories 5, 6, 42 and 43, premium credits shall be made available for insureds who build, rebuild or retrofit certain residential dwellings, in accordance with specified standards, to better resist hurricanes and other catastrophic windstorm events.

B. Eligibility

1. A dwelling may be eligible for a premium credit if:
 - a. The dwelling has been designed and constructed in conformity with, and has been certified as meeting, the Hurricane, Tornado and Hail and High Wind requirements of the Hurricane Fortified for Safer Living® (Fortified) program promulgated by the Institute for Business and Home Safety® (IBHS);
 - b. The dwelling has been certified as meeting, either the Bronze, Silver or Gold hurricane mitigation measures in the Hurricane Fortified for Existing Homes® program promulgated by the IBHS;
 - c. The dwelling contains Opening Protection in accordance with the qualification requirements set forth in paragraph **D.1.b.**; or
 - d. The dwelling contains a Total Hip Roof.
2. The provisions of this rule do not apply:
 - a. To condominiums or tenant policies.
 - b. If the policy excludes the peril of Windstorm or Hail.
 - c. To dwellings under construction.
 - d. To Coverage **C** - Personal Property unless the policy also provides Coverage **A** - Dwelling.
 - e. To mobile homes.
3. To be eligible for a premium credit, mitigation features are not required for adjacent structures including, but not limited to, detached garages, storage sheds, barns, apartments, etc. located on the insured premises.

C. Proof of Compliance

The named insured must submit proof that the windstorm loss mitigation features and/or construction techniques have been implemented for each of the following:

1. IBHS Hurricane Fortified for Safer Living®

The named insured shall provide a copy of the proper designation certificate from the IBHS issued for the dwelling.
2. IBHS Hurricane Fortified for Existing Homes®

The named insured shall provide a copy of the proper designation certificate from the IBHS issued for the dwelling. The credit will apply for five years from the date of designation. In order to continue receiving the mitigation credit after five years, the dwelling must be re-inspected and re-designated by the IBHS. If the IBHS designation expires, the applicable mitigation credit will expire upon renewal.
3. Opening Protection

The existence of Opening Protection may be verified by proof of installation.
4. Total Hip Roof

The existence of a hip roof may be verified through photographs of the roof.

D. Description of Mitigation Credit Tables

With respect to dwellings to which this rule applies and subject to all other provisions of this Windstorm Mitigation Program, the following approved and properly maintained windstorm mitigation features shall be recognized for a premium credit.

1. Mitigation Features

a. IBHS Hurricane Fortified Homes

- (1)** A home designated by the IBHS as Hurricane Fortified for Safer Living®.
- (2)** A home designated by the IBHS as Hurricane Fortified for Existing Homes®, including:
 - (i)** Hurricane Fortified for Existing Homes Bronze, Option 1
 - (ii)** Hurricane Fortified for Existing Homes Bronze, Option 2
 - (iii)** Hurricane Fortified for Existing Homes Silver, Option 1
 - (iv)** Hurricane Fortified for Existing Homes Silver, Option 2
 - (v)** Hurricane Fortified for Existing Homes Gold, Option 1
 - (vi)** Hurricane Fortified for Existing Homes Gold, Option 2

b. Opening Protection

- (1)** Building opening protective features must have been tested and/or certified as having met standards of the American Society for Testing and Materials ASTM E 1886 (standard test method) and ASTM E 1996 (standard specification). Such opening protective features shall be considered qualified.
- (2)** Qualifying opening protection must be present at all exterior envelope openings (such as windows, garage doors, sliding doors, swinging doors, glass block, door sidelights, and skylights) on the dwelling structure. For the credit to apply, the following conditions must be met:
 - (i)** In accordance with the qualification requirements set forth in paragraph **D.1.b.(1)**:
 - (a)** All exterior building envelope openings with glazing (e.g. glass) shall have qualified impact-resistant and wind pressure-resistant opening protection;
 - (b)** All exterior building envelope openings without glazing shall have qualified wind pressure-resistant opening protection; and
 - (c)** All garage doors (with and without glazing) shall meet or exceed a qualified minimum pressure resistance.
 - (ii)** Opening protection must be installed by a qualified contractor, according to the manufacturer's specifications.
 - (iii)** Impact-resistant protective devices must not be made of wood structural panels, such as OSB or plywood, or be homemade.

c. Total Hip Roof

A Total Hip Roof is a roof that slopes in four directions such that the end formed by the intersection of slopes is a triangle.

E. Premium Determination

- 1.** To compute the Extended Coverage Non-seasonal or Seasonal Base Premium or the Broad or Special Form Non-seasonal Base Premium:
 - a.** Determine the Extended Coverage, Broad or Special Form Key Premium as described in Rule **301**.
 - b.** Subtract the Coverage **A** Windstorm Loss Mitigation Credit shown on the state rates from the Coverage **A** Extended Coverage, Broad or Special Form Key Premium. If applicable, also subtract the Coverage **C** Windstorm Loss Mitigation Credit, shown on the state rates from the Coverage **C** Extended Coverage, Broad or Special Form Key Premium.

-
- c. Multiply the Extended Coverage, Broad or Special Form Key Premium excluding Windstorm Loss Mitigation Coverage developed in paragraph **1.b.** by the Key Factor for the desired limit of liability.
 2. To compute the Seasonal Broad or Special Form Base Premium:
 - a. Determine the **DP 00 01** Extended Coverage Key Premium as described in Rule **301**.
 - b. Multiply the **DP 00 01** Extended Coverage Key Premium by the appropriate Seasonal factor shown in Table **301.A.#26(LC)** or Table **301.A.#29(LC)** to determine the Seasonal Broad or Special Form Key Premium.
 - c. Subtract the Coverage **A** Windstorm Loss Mitigation Credit shown in the state rates from the Coverage **A** Seasonal Broad or Special Form Key Premium determined in paragraph **2.b.** If applicable, also subtract the Coverage **C** Windstorm Loss Mitigation Credit, shown on the state rates from the Coverage **C** Seasonal Broad or Special Form Key Premium.
 - d. Multiply the Seasonal Broad or Special Form Key Premium excluding Windstorm Loss Mitigation Coverage developed in paragraph **2.c.** by the Key Factor for the desired limit of liability.
 3. Mitigation Feature credits cannot be combined, except for Total Hip Roof and Opening Protection.
 4. If mitigation measures are installed midterm, premium adjustment is required on a pro rata basis.

RULE A9.
WINDSTORM MITIGATION PROGRAM

Mitigation Feature	Territory 5	Territory 6	Territory 42	Territory 43
Total Hip Roof	10	10	5	5
Opening Protection	11	10	5	5
Total Hip Roof and Opening Protection	21	20	10	10
IBHS Designation:				
<i>Hurricane Fortified for Safer Living®</i>	34	35	18	13
<i>Hurricane Fortified for Existing Homes®</i> Bronze Option 1	8	8	4	4
<i>Hurricane Fortified for Existing Homes®</i> Bronze Option 2	13	13	7	5
<i>Hurricane Fortified for Existing Homes®</i> Silver Option 1	21	22	11	7
<i>Hurricane Fortified for Existing Homes®</i> Silver Option 2	25	26	13	8
<i>Hurricane Fortified for Existing Homes®</i> Gold Option 1	27	27	13	10
<i>Hurricane Fortified for Existing Homes®</i> Gold Option 2	31	32	16	11

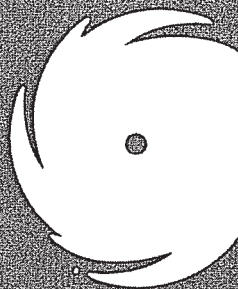
Table A9.E.#1(R) - Windstorm Loss Mitigation Credit - Coverage A - Dwelling

Mitigation Feature	Territory 5	Territory 6	Territory 42	Territory 43
Total Hip Roof	1	1	1	1
Opening Protection	1	1	1	1
Total Hip Roof and Opening Protection	2	2	1	1
IBHS Designation:				
<i>Hurricane Fortified for Safer Living®</i>	5	5	3	2
<i>Hurricane Fortified for Existing Homes®</i> Bronze Option 1	1	1	1	1
<i>Hurricane Fortified for Existing Homes®</i> Bronze Option 2	2	2	1	1
<i>Hurricane Fortified for Existing Homes®</i> Silver Option 1	3	3	2	1
<i>Hurricane Fortified for Existing Homes®</i> Silver Option 2	3	4	2	1
<i>Hurricane Fortified for Existing Homes®</i> Gold Option 1	4	4	2	1
<i>Hurricane Fortified for Existing Homes®</i> Gold Option 2	4	4	2	2

Table A9.E.#2(R) - Contents Windstorm Loss Mitigation Credit - Coverage C - Personal Property

Appendix 3

IBHS Fortified for Existing Homes



Hurricane-Resistance Designation

The goal of the FORTIFIED for Existing Homes program is to strengthen your home against specific regional natural hazards through a retrofitting process. Depending on the natural hazard, the program may involve a combination of tiers and levels to achieve varying degrees of disaster resistance. Each of the lower-level retrofit requirements must be completed before moving onto the next level, and each level builds in additional disaster protections.

WHY FORTIFIED?

The FORTIFIED for Existing Homes Designation provides tangible evidence that a home is built and/or retrofitted according to standards that bring critical elements and systems in your home up to, and sometimes beyond, those used in new hurricane-resistant construction. The FORTIFIED approach is incremental to keep costs manageable, while tackling the vulnerabilities that lead to damage in common, weaker storms such as a Category 1 hurricane. As the levels progress to include more extensive retrofit requirements, the hurricane resistance of the home increases to add protections against less frequent, but more intense storms, such as a Category 2 or greater. This approach provides a common sense path toward making your home more resilient when a hurricane strikes.

DESIGNATION PROCESS

The designation process involves you, contractors, and accredited FORTIFIED for Existing Homes Evaluators, who verify that the retrofits performed adhere to the stringent program standards and ensure that you get what you are expecting when making this investment.

Designations are only available for single-family detached homes. The following is a list of property types that are not eligible for a FORTIFIED for Existing Homes' designation:

- Single-family homes that have not been completed (these homes may qualify for designation under the FORTIFIED for Safer Living® program),
- Townhomes,
- Duplexes, triplexes, and quadplexes,
- Multi-unit residential buildings,
- Residential portions of mixed-use buildings,
- Commercial buildings

The following information relates specifically to the FORTIFIED for Existing Homes Hurricane-Resistance Designation.

Depending on the level of retrofits performed, your home can achieve one of the following FORTIFIED for Existing Homes' hurricane-resistance designations:

Tier 1:

- FORTIFIED Bronze
- FORTIFIED Silver

Tier 2:

- FORTIFIED Gold

Tier 1 designations are generally most appropriate for older homes, which were built prior to the adoption and enforcement of modern engineering-based building codes that produce well connected structural systems designed to resist the forces produced by high winds. Tier 1 retrofits harden the building systems that are most frequently damaged or lead to water intrusion in hurricanes. However, homes that only achieve a Tier 1 designation may still sustain substantial structural damage if they are subjected to the eyewall of a major hurricane.

Tier 2 designations, which require a more invasive evaluation, will be most easily achieved by two types of homes:

1. Homes that are undergoing substantial renovations or being rebuilt after a disaster where access to structural connections and components comprising a continuous load path are more accessible.
2. Homes built after modern engineering-based building codes have been adopted and enforced in the area.

NOTE: The first modern engineering-based guide for construction of hurricane-resistant homes was published by the Southern Building Code Congress International (SBCCI) in 1990 as SSTD 10-90. If your home was built before 1990, it is unlikely that you will have a well-executed, continuous load path that ties the structure together and anchors it to the foundation. This standard was first widely

adopted along coastal areas in the mid 1990s and was revised in 1993, 1996 and 1999. The International Code Council's International Residential Code (IRC) and International Building Code (IBC) were published in 2000 and also directed builders in high wind coastal areas to use engineering-based design and construction.

- **Regional Information**

- If your home is located in the Southeast, where the SBCCI's Standard Building Code was used and was built after 1990 or was built in any hurricane-prone region after 2002, there is a chance that it includes a reasonable continuous load path. Contacting the local building department will help determine if SSTD 10 or the IRC was being enforced at the time of your home's construction.
- Coastal Texas residents should inquire about whether your home was built to meet the Texas Department of Insurance Hurricane Resistance Guidelines adopted after 1997.
- Coastal North Carolina residents, load path provisions similar to those found in SSTD 10 were adopted in 1997.

This information is provided as a rough suggestion of when it is likely that homes may have been built with a well-developed load path and to assist you in deciding which type of inspection you want to have performed. Some builders may have adopted better construction methods earlier than suggested here and some communities may have adopted the provisions or similar requirements earlier than suggested. The Tier 2 inspection outlined above should provide you with a good idea of whether in fact your home has a reasonably well-developed, continuous load path.

GETTING STARTED

To begin the process of attaining a FORTIFIED designation, you or someone representing your interests must submit a brief, online application that indicates your desire to pursue a FORTIFIED for Existing Homes Hurricane-Resistance Designation. The application can be found and submitted online through the Institute for Business & Home Safety's Web site www.Disaster-Safety.org/FORTIFIED.

Once the application is received it will be forwarded to an approved FORTIFIED for Existing Homes evaluation partner and a detailed inspection will be scheduled. This inspection will evaluate key areas of your home, which building science research has identified as the highest sources of loss during hurricanes.

In order of priority the areas are:

Tier 1:

1. The roof – roof structure and roof covering
2. Attic ventilation systems

- a. Ridge
 - b. Off ridge
 - c. Gable end
 - d. Soffits
3. Window, entry door and garage door openings
 4. Gable-end framing
 5. Connection of auxiliary structures (carports, porches, etc.)

Tier 2:

6. Continuous load path connections

Tier 1 inspections will be non-destructive and will require approved evaluators to inspect your home both inside and outside. Tier 2 inspections will comprise all of the evaluation elements in Tier 1 and the additional requirement of evaluating your home's foundation, structural components above grade, and structural connections comprising the load path. Depending on your home and its construction type, this evaluation process may require limited amounts of invasive investigation to gather the necessary information to provide an appropriate retrofit action plan. You will be given a choice of which type of inspection you want conducted.

The inspection is designed to collect enough information to provide an assessment of the overall condition of your home, and to identify components and systems that are typically vulnerable to wind-related damage and water intrusion during a hurricane. Once the existing conditions have been recorded by the FORTIFIED accredited evaluator, the data is analyzed and a current condition report is issued.

The current condition report identifies specific retrofits required for achieving a Bronze, Silver or Gold FORTIFIED for Existing Homes Hurricane-Resistance Designation. These retrofits will be identified and explained to you by the FORTIFIED Existing Homes Evaluator.

CURRENT CONDITION REPORT

This report will identify which assemblies and systems meet the program's standards and which will require retrofitting or replacement, in order for your home to be awarded each of the first two or all three levels of a FORTIFIED for Existing Homes Hurricane-Resistance Designation.

The evaluator then will also inform you about recommended retrofits that are required for higher levels of designation, most of which are more easily accomplished when FORTIFIED Bronze designation retrofits are being completed. For example,

in certain instances, such as wood-frame gable end walls that are not sheathed with wood planks or structural panels, the requirements for achieving a FORTIFIED Bronze designation will contain recommendations for additional retrofits, which are part of the FORTIFIED Silver designation, but which will be easier to accomplish while this particular FORTIFIED Bronze retrofit is being carried out. These recommendations are intended to serve two purposes: to identify cost-effective ways for your home to achieve a higher level of designation and to alert you when retrofits performed in order to achieve the Bronze designation could make it more difficult to achieve the Silver or Gold designations in the future.

The inspection will also alert you to the existence of certain conditions, which must be addressed before proceeding with a FORTIFIED retrofit designation or which would make a FORTIFIED designation potentially cost prohibitive to achieve. In addition to examining the methods and materials used to construct the property, the initial inspection also looks for possible evidence of damage from pests, lack of maintenance, and normal wear and tear. If the inspection finds that your home has termite damage or rot, all of this damage must be repaired prior to proceeding with, or at least concurrent with, any retrofits performed to achieve a FORTIFIED for Existing Homes Hurricane-Resistance Designation.

If the inspection finds that the roof structure is unusual or poorly constructed, IBHS likely will require that a registered structural engineer be brought in to conduct a more thorough evaluation and to design specific retrofit solutions for the roof.

The evaluation inspection also may determine that your home has critical weaknesses that could be expensive to fix before it can be retrofitted using the prescriptive solutions outlined in the *FORTIFIED for Existing Homes Contractor's Guide*. Examples of conditions that could indicate that it will be more costly to retrofit your home in order to qualify for a FORTIFIED Bronze or higher designations include:

- Roof sheathing that is less than 7/16-inch thick.
- Roof framing members that are spaced more than 24 inches apart.
- Significant damage to roof structural members.

If it is determined that your home needs significant work before it can be retrofitted using the solutions outlined in this guide and you still want to pursue a designation, the additional solutions will have to be developed by a licensed professional engineer (structural) and accepted by approved FORTIFIED representatives or their designees.

After you have decided which retrofits you will invest in, the strengthening of your home can begin. Inspections may be required throughout the retrofitting process to ensure compliance of certain retrofits with IBHS FORTIFIED for Existing Homes' standards. Examples of retrofits requiring in-process inspections include re-nailing the roof sheathing in Option 2 (described in detail below) of the FORTIFIED Bronze designation and bracing a wood-framed gable end as required in the FORTIFIED Silver designation. These inspections are intended

to identify compliance and to allow for corrections to be made prior to the work being obscured from view, which occurs once the retrofit project is completed.

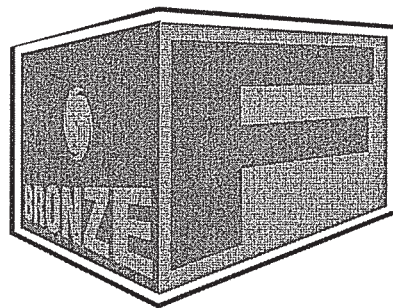
Upon completion of work, a final inspection is performed by the FORTIFIED for Existing Homes evaluator and a final designation report is generated and sent to IBHS. If all of the required retrofits are consistent with the program standards, IBHS will issue a designation certificate for the property. The FORTIFIED for Existing Homes Designation provides tangible evidence that a home is built and /or retrofitted according to standards that bring critical elements and systems of your home up to and sometimes above those used for new hurricane-resistant construction. The approach followed is incremental so that costs are more manageable, but it is based on a systematic comprehensive approach to tackling the vulnerabilities that lead to damage in the more common weaker storm events first (Bronze level). As the retrofits progress to higher level designations, the home becomes more resistant to the less frequent but more intense hurricanes and hurricane effects. We believe that this approach provides a common sense path towards making your home more resilient when a hurricane strikes:

DESIGNATION LEVELS AND REQUIREMENTS

NOTE: Each of the designations issued under the FORTIFIED for Existing Homes program will be valid for five years. At the end of the five-year period, each home will require a re-designation inspection.

HURRICANE FORTIFIED BRONZE

Two options are available for obtaining this designation. By having two methods for achieving significant improvement to the most vulnerable system in your home, the FORTIFIED program gives you:



•the ability to manage your investment and apply it to achieve the maximum effect;

•options that can fit your family's schedule better by minimizing the time required to complete the necessary retrofits, and minimizing the number of intermediate inspections required for designation.

Option One: Improving the existing roof. This method is not as effective as re-roofing because it does not ensure that a wind resistant roof cover is in place. However, improving roof sheathing attachment (as described in detail below) and providing a barrier from the inside to help resist water intrusion can help

reduce hurricane-related damage resulting from the loss of some roof covering. This option is considered appropriate when your home has a relatively new roof or has an expensive roof covering that has a long life expectancy under normal conditions. If you qualify for this option, and select it, then your designation will be FORTIFIED Bronze¹. The 1 indicates the option you chose.

Option Two: Replace the roof covering. This option takes advantage of the opportunity to re-nail the roof deck and install a secondary water barrier on the exterior surface of the roof to reduce chances of water intrusion if the roof cover is damaged. If you choose this option, your designation will be FORTIFIED Bronze².

Both options include: (a) taking steps (if required) to strengthen the anchorage of any outlookers that are used to support a gable roof overhang; (b) strengthening roof sheathing fastening to the structure; and (c) actions aimed at reducing water intrusion into the attic space, which could lead to the saturation of insulation and cause ceilings to collapse. These mitigation measures are extremely important because failure of a gable end overhang, loss of roof sheathing or water intrusion may lead to the need to vacate your home for an extended period of time after a storm, lengthening the amount of disruption you and your family experience.

FORTIFIED Bronze¹ – Option One: IMPROVING THE EXISTING ROOF

Required Retrofits

- Improve anchorage of roof deck/outlookers at gable ends by installing additional uplift connectors, thereby securing the outlookers to the top of the gable end wall and improved anchorage of the end of the outlookers where they connect with the roof framing.
- Reduce chances of attic ventilation system failure, including securing soffits with nails, staples, or screws, strengthening the attachment of roof vents, and replacing gable end vents with approved products or covering gable end vents with shutters.
- Have a closed-cell, urethane-based adhesive foam applied to joints between roof sheathing and all structural members (on both sides of the members) and along any joints between sheathing panels. This adhesive foam will provide a secondary water barrier and increase the strength of the sheathing attachment to roof framing members. The spray foam adhesive application must achieve a minimum Design Uplift Pressure of 110 PSF (in accordance with TAS 202-94 test protocol).

FORTIFIED Bronze² – Option Two RE-ROOFING

Required Retrofits

- Add nails to improve the roof sheathing connection to the roof structure. Added nails must be 8d ring-

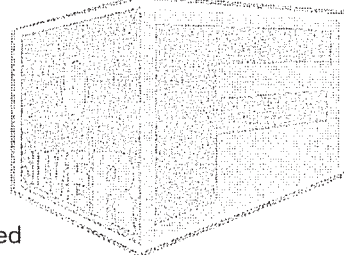
shank nails and the actual number of nails to be added depends on the type and spacing of existing nails, as well as the location of the house. Generally, all retrofitted houses will have a minimum of 8d nails with a maximum nail spacing of 6 inches on-center. For wind speeds greater than 120 mph, maximum nail spacing of 4 inches on-center is required in a 4-foot zone at the edge of gable roofs and the corners of hip roofs.

- Provide backup water intrusion barrier for the interior by installing a secondary water barrier before the roof cover is applied. Alternatives include installing a modified bitumen tape (peel and stick) over seams where roof decking meets, installing a peel and stick product that covers the entire roof deck, or installing an ASTM Type 2 underlayment that has been properly attached.
- Improve the anchorage of roof deck/outlookers at gable ends by installing additional uplift connectors securing outlookers to the top of the gable end wall and improved anchorage of the end of the outlookers where they connect with the roof framing.
- Reduce the chances of attic ventilation system failure, including securing soffits with nails, staples, screws or adhesives, requiring roof vents that meet water intrusion standards (TAS 100 A), and replacing gable end vents with approved products or providing permanent anchors and shutters that can be installed over gable end vents as part of pre-storm preparation.
- Apply a high-wind rated roof cover that meets wind speed requirements for the site. Requirements for shingles are an ASTM D 7158 (Class F, G or H) or ASTM D 3161 (Class F) rating for inland areas with design wind speeds at or below 110 mph, ASTM D7158 (Class G or H) for areas with design wind speeds at or below 120 mph, and ASTM D7158 (Class H) for areas with design wind speeds greater than 120 mph.

HURRICANE FORTIFIED SILVER

A prerequisite to the FORTIFIED Silver designation is completion of FORTIFIED Bronze retrofits (either Option 1 or Option 2). IBHS will track which option was used because Option 2, which requires a high-wind rated roof cover, is expected to achieve better performance in hurricane conditions than Option 1, which does not require a new roof cover.

FORTIFIED Silver retrofits provide prescriptive methods for protection of glazed openings, entry doors, and garage doors; structural retrofits to gable ends that are more than 4 feet tall, and improving the anchorage of attached structures.



Required Retrofits

Protect Openings

- Windows, sliding glass doors, skylights, etc., must be either impact-rated to comply with approved standards (Large Missile Test ASTM E 1996 and E 1886 or TAS 201,202,203) or protected by an opening protection system that meets these same standards or was approved under the old SSTD 12 standard. Code minimum shutters made of plywood and OSB sheathing are not accepted in areas where design wind speeds (ASCE 7-98 through ASCE 7-05 maps) are greater than or equal to 120 mph.
- Garage doors must meet design pressure requirements for the location and exposure or be protected by a shutter system (See *IBHS' Shutter Selection Guide* for more information), which meets the design pressure required for your home's location and is approved for impact protection using the standards listed above.
- Entry doors must be either impact-rated and design pressure-rated, passing the standards listed above, or be protected by an opening protection system that meets these standards.

Strengthen Gable Ends

- Strengthen gable ends that are more than 4 feet tall by bracing the top and bottom of the gable wall, adding wall studs as needed (this will be dictated by the method of retrofit) and strengthening the connection of the gable end to the wall below.

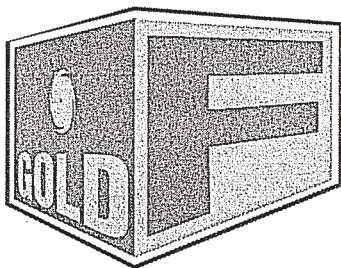
Improve Anchorage of Porches or Carports

- Provide/modify uplift connections at the top and bottom of porch/carport columns as necessary.

HURRICANE FORTIFIED GOLD

A prerequisite to FORTIFIED Gold designation is completion of FORTIFIED Bronze retrofits (either Option 1 or Option 2) and FORTIFIED Silver retrofits.

FORTIFIED Gold requires development of a continuous load path from roof to foundation; chimneys must be adequately anchored; and windows and entry doors, even those that are protected from wind-borne



debris, must meet wind design pressure requirements for the location. Property owners may want to anticipate the requirements of FORTIFIED Gold before investing in opening protection devices that cover windows or doors that have no pressure rating.

Required Retrofits

Load Path Development and Chimney Anchorage

- Examples are provided for load path development from roof to foundation and for chimney anchorage.
- Prescriptive guidance is provided for simple building shapes and types of construction, so that the expense of engaging an engineer is not necessary.
- However, engaging a professional engineer to develop specific solutions may result in more cost-effective solutions for developing the required load paths and will likely be needed for complicated structures.
- The professional engineer must provide engineered details with specific directions for the contractor to follow for strengthening the building.

Windows and Entry Doors

- Windows and entry doors must meet design pressure requirements for the location. Most shutter systems have gaps that are large enough to allow the hurricane induced external pressures to build up on windows and doors being protected. There have been numerous cases where windows or doors have failed due to wind pressure despite the fact that they were protected by shutters.
- For FORTIFIED Silver, it is sufficient to protect windows and doors enough to prevent pressurization of the house.
- For this highest level of designation, IBHS seeks to have critical elements of the building envelope (roof sheathing fastening, roof cover, windows and doors) improved to the level of a new home built to the current high-wind requirements. In some cases, such as roof sheathing fastening and water intrusion protection, the requirements actually exceed those of the current building code high-wind requirements..
- Homeowners may want to anticipate the requirements of FORTIFIED Gold before investing in opening protection devices.

**Institute for
Business &
Home Safety**

IBHS is a non-profit applied research and communications organization dedicated to reducing property losses due to natural and man-made disasters by building stronger, more resilient communities.

Institute for Business & Home Safety
4775 East Fowler Ave.
Tampa, FL 33617
(813) 286-3400
DisasterSafety.org

Appendix 4

IBHS Fortified for New Homes

The specific standards for the IBHS Fortified for New Homes can be found at:

<http://www.disastersafety.org/text.asp?id=fortified>

http://www.disastersafety.org/resource/resmgr/pdfs/builders_guide.pdf